



Birley Spa Primary Academy
A L.E.A.D. Academy

Follow us: @BirleySpaAcad



Celebration of Learning Newsletter

December 2020



Deputy Headteacher Update

Dear Parents/Carers,

As we come towards the end of the Autumn term, it is very pleasing to reflect on the achievements we have made with our curriculum since September. I would like to say a huge well done to all our fantastic children for the way they returned to school (after the unprecedented lockdown period). It has been a real privilege to have been able to drop into classrooms and see how engaged the children have been with their work and to see the progress being made throughout our academy. I would also like to highlight the hard work of all our staff for collectively adapting our curriculum to meet the needs of all our children and for their creativity and resilience this term.

At school, we have just completed some assessments which staff will use to plan their work for the Spring Term. I know that, following a well-deserved rest, our children will come back in January ready to build upon the progress they have made this term. Having spoken to staff over the last couple of weeks, I know that we have lots of exciting new topics and activities lined up already!

As always, if you would like any further information regarding our curriculum please do not hesitate to get in touch. Thank you for your continued support,

Simon Smith
Deputy Headteacher

Foundation Stage Celebration of Learning

We are coming to the end of our Autumn term and what a busy one it has been! We have loved getting to know the families who are new to the Birley Spa Community and seeing all of the children develop into independent and enthusiastic learners. We are looking forward to welcoming more new children into FS1 after Christmas to begin their learning journey with us. In FS1 and FS2/Y1, we have been making the most of our new outdoor learning environments to challenge all of the children in their learning. We are very much appreciating the covered spaces as the winter weather begins!

Recent assessments in phonics show that all of the children are making good progress and that some children, particularly in Y1 are making amazing progress and enjoying using their developing reading skills. We are so proud of the commitment of all of our children.

Attendance continues to be consistently high through EYFS and Y1. We are so impressed by the commitment this shows to learning within our phase.

I hope you enjoy the photographs of our learning that we are celebrating in this newsletter. Next week we will be sharing with you films of some of our Christmas songs and poems to celebrate the end of another successful term. Look out for these on Tapestry at the end of the week!

I would like to take this opportunity to thank you all for your support during these difficult times and wish you and your families a very happy and safe Christmas.

Ms Peck

Phase 1 Celebration of Learning

So far this half term, each year group in Phase 1 has been very busy and has had many exciting, new learning opportunities. Each year group has a subject area focus of History and it has been great for me to see the children immersed in their new topics.

In Year 2, the children are learning about how queens and life itself has changed over time. They had an amazing immersion day with the History Van where they were able to have a go at different jobs they may have had if they were alive at that time. Year 3 are currently learning about Ancient Greece and had a fabulous immersion day where they were able to dress up as Ancient Greeks and begin to develop their knowledge on this topic.

It has been a pleasure for me to look through the children's books this half term and see a real shift in the quality of work produced. All our children are working extremely hard in order to produce work to the best of their ability and ensure it is presented neatly. This is something we will continue to focus on, as a phase, over the coming weeks. I have also really enjoyed talking to the children about their current learning. It is great to see the children excited about their topics and show a real willingness to learn new things and share their current knowledge with the other children and staff.

Finally, I'd like to take this opportunity to thank you for your hard work this half term and wish you all a Merry Christmas and a Happy New Year. I hope that you have a lovely break.

Mrs Unwin

Phase 2 Celebration of Learning

The first half term of school seemed to go by in a flash. All the children I have spoken to have said how happy they were to be back in school and have enjoyed getting back into the routine of learning.

Within the 7 weeks we have been back, so much has taken place.

- Topic days have been delivered within each year group, which saw some classes dress up and other classes take part in activities inside the hall or outside.
- Exciting PE lessons have been delivered by Sheffield United and SJD sports.
- After school sessions have been attended by Year 6 children which has furthered their learning from morning and afternoon lessons.
- Active play times have been encouraged through brand new equipment being given to each class to use.
- Showbie is now an established platform for all students and parents to use.
- Athletics, TTRockstars and SPAG.com (Y6 only) are all now available for children to use in and out of school.

These are just a few of the amazing parts of the curriculum that we have started with this year. There is so much to celebrate so I know it must have been tricky for all the teachers to choose just a few to showcase in this newsletter.



Thank you,

Mr Walsh



FS1 - Ducklings

This half term we have done lots of exciting learning. We have looked at many different things from practising writing our names, ordering numbers, exploring different ways of making the numbers we know and exploring the relationship between light and dark.



"I did my name all on my own"
- Ivy

We have been exploring light and dark. To make our writing appear brighter we decided we needed to turn the lights off.



"We need to make it darker so we can see it better."
- Annabelle

We have been ordering numbers and practicing saying them in sequence.



"That's the number 1."- Cullen



"These all make 5. 4 and 1 more makes 5. 3 and 2 more makes 5. Look they are all the same." - Ezra

We have been learning different ways of making different numbers.



Year 2 – Class Endcliffe and Class Norfolk

This half term our topic in Year 2 is 'How have queens changed over time?'. We began our topic with an immersion day where the History Van came to visit and we were able to experience what life was like in a castle. We had a go at the different jobs available and played some castle games, the jester even put on a show and entertained us! We were then able to compare life back then to how we live now and identify the differences. We were also able to try on a suit of armour and hold a sword as if we were going to battle.



Following this, we continued our topic learning in the classroom by further developing our castle knowledge. We labelled the different parts of a castle and used our writing skills to carefully explain their purposes. We then moved on to learning about different queens. The two we focused on were Queen Elizabeth I and Queen Victoria. It was interesting to learn about how different the queens were and we used our comparative skills to identify the similarities and differences between them.



'I learnt that life is very different now. I wouldn't have liked to live in a castle because I would have to work and I wouldn't be able to go to school.' - Osca

'I learnt that Queen Victoria was a very sad queen. This was because her husband died. She always wore black clothes to show she was sad.' - Charlie

'Queen Victoria and Queen Elizabeth I were very different. Queen Elizabeth didn't want to get married because she wanted to be in charge of the country by herself but Queen Victoria had a husband called Albert and she was sad when he died.' - Grace

Maths

In Maths, we have been working extremely hard. We spent lots of time mastering the skills of addition and subtraction. We have done this using several methods however our favourite by far was using the dienes to practically add and subtract two 2 digit numbers. This enabled us to visually see the representations of each number and physically add them together or take them away. Even when we found this difficult we showed great perseverance and determination to ensure we mastered the skill and are now confident at adding and subtracting independently.

'At first I thought adding and subtracting was hard but then I practised using the dienes and now I can do it on my own' – Ronnie.

'I like using the dienes to help me with my adding and taking away.' - Ollie

English


Our key text in English this half term has been 'Rapunzel' and we have loved it! We began by learning the story and sequencing the main events using pictures from the book. Next, we used this to help us retell the story in our own words. We took care to include correct punctuation and ensure our work was presented neatly. Next, we focused on description and applied our knowledge of expanded noun phrases in order to write a character description. We had lots of ideas of how we could describe the witch - evil, cruel and despicable just to name a few! Next week we will be writing a letter of apology from the witch to Rapunzel.

'I loved reading Rapunzel. My favourite character is Rapunzel because she is kind and caring.' - Lucy


'When I wrote my description of the witch I used lots of expanded noun phrases to describe her. An expanded noun phrase is when you put an adjective before the noun.' - William

Year 3 – Class Crucible and Class Lyceum


In Year 3, we finished of our writing sequence about Greeks Myths but writing the story of Theseus and the Minotaur. After writing the full story, the children picked their favourite paragraph to publish and illustrate.



Lexi




Keavy



Eveyln-Lily




Grayson




Oliver


In Maths we have started our new topic on Multiplication and Division. We first recapped our knowledge of equal groups, drawing arrays and writing multiplication facts for pictures. We then had a class discussion around multiplication and what it is. The children created a list of all the vocabulary they might use during the topic.



Lottie



Mollie



Daniel



Jorja


In Year 3, the children have been learning about black history and have studied the life of Rosa Parks and Dr Martin Luther King. The children wrote about each historical figure and then created art work to go along side, here are some of their images.



Year 4 – Class Weston and Class Kelham

Year 4 have worked hard during English sessions over the last few weeks to understand the structure and format of shape poems.

We looked at some popular examples and started to find some appropriate features. We have then used our knowledge, to start to create our own examples based on how it would feel to ride on a Viking longship; we used our key senses to share short phrases and words before brainstorming our main ideas and reflecting how to use these.



They have worked hard to further develop and engage in our learning based on the Anglo Saxons. The children have worked hard throughout the topic to develop the depth of their understanding and have enjoyed the opportunity to understand how Anglo-Saxons lived and worked.

The children produced some fantastic narrative stories based on the story of Beowulf in which they showed great ability to write creatively and for a particular purpose.

During Maths sessions, the children have engaged well with lessons, based on the four basic operations alongside developing and understanding of key place value concepts. Alongside this, the children demonstrated great passion for research within Science lessons, when looking at the work of Graham Alexander Bell and Garrett Morgan and reflecting on how their work impacts on how we live today.


The children will also be engaging in PE sessions with the Sheffield United Football in the Community programme this half term.





Year 5 – Class Graves & Millennium

Heidi

Heidi wrote a letter to the Queen but it wasn't just any letter. In this piece of writing Heidi wrote to Queen Victoria about how difficult it was to work down a coal mine during the industrial revolution and proceeding years. I was delighted with the emotive language she used and her fantastic presentation.




Holly wrote a great letter to the Queen highlighting the unsafe conditions of working in the coal mines.



Mia has worked really hard on her mental strategies for multiplication of 2 by 1 digit numbers.





Ethan's excellent piece of Topic writing about working and living in a Victorian Workhouse.



Grace

I wanted to share Grace's maths work with everyone as she says she finds it extremely hard. I am absolutely delighted with Grace, she is working so hard to improve her skills and is growing in confidence, here you can see the progress she has made with her written methods of division. This improvement is down to all the hard work she is putting in.



Isabelle

In topic we have been studying about what life was like for coal miners in the past. We looked at a group of Miners called the Pitman Painters. This group of men set up an art group and produced paintings that depicted their every day life. We then designed our own picture which replicated something we loved doing in our lives. I am sure you will agree that Isabelle's drawing of her dancing class does this superbly well.



This week we have been extending our geometry knowledge by measuring angles using a protractor.



The children also published their reports on How To Be A Roman Soldier.



Year 6 – Class Bolsover and Class Peveril

In Year 6 we had a fantastic end to our World War 2 topic. The children wrote diaries, poems and learned all about the holocaust.

We wanted to celebrate the learning taking place in maths this term. The children have worked very hard within lessons and have shown a great understanding of place value and calculation. We finished the term by having a big focus on multiplication. The children put their times table knowledge to the test and started to use formal written methods to solve tricky calculations. Encourage your children to talk through what they have learned in maths and have them show you some of the written methods we have been using. Please see below some of the work competed in lessons.



0.011220220

LOI can use the power of operations to solve calculations

$$\begin{array}{r} 104.07 \\ 36.00 \\ \hline 143.07 \end{array} \quad \begin{array}{r} 0.267 \\ -1.344 \\ \hline 1.607 \end{array}$$

$$\begin{array}{r} 1423 \\ +2774 \\ \hline 4252 \end{array} \quad \begin{array}{r} 599 \\ 210 \\ \hline 809 \end{array}$$

$$\begin{array}{r} 467 \\ +754 \\ \hline 1221 \end{array} \quad \begin{array}{r} 916 \\ -908 \\ \hline 8 \end{array}$$

$$\begin{array}{r} 387 \\ -099 \\ \hline 288 \end{array} \quad \begin{array}{r} 242 \\ -129 \\ \hline 113 \end{array}$$

Daniel




0.011220220

LOI To use a general written method of short division

$$\begin{array}{r} 220 \div 5 = 44 \\ 936 \div 8 = 117 \\ 0.44 \\ 2770 \\ 324 \div 6 = 54 \\ 0.54 \\ 4320 \\ 550 \div 5 = 110 \\ 107 \\ 8856 \\ 2455 \div 2 = 1227.5 \\ 0.65 \\ 1495 \end{array}$$

Liliana

The children have really enjoyed learning about the Ancient Egyptians. They particularly enjoyed learning about the process of mummification and about the book of the dead - a series of spells used to help the dead survive in the afterlife. The children wrote instructions on how to mummify a person and did further research into the book of the dead. Here is some of their fantastic work.



We would like to share some of the amazing art work we have done this half term. We thought about the work of pop artist Andy Warhol and the colours he used in his art.



Alfie and Codey used their hands to produce these Andy Warhol inspired prints.



Petra chose some unrealistic colours to complete her pictures just like Andy Warhol did.



We used what we had learned about printing and colour to make this Autumnal Artwork with paint and oil pastels

